

# Idinvest Private Value Europe 3

## Monthly report 2020-10

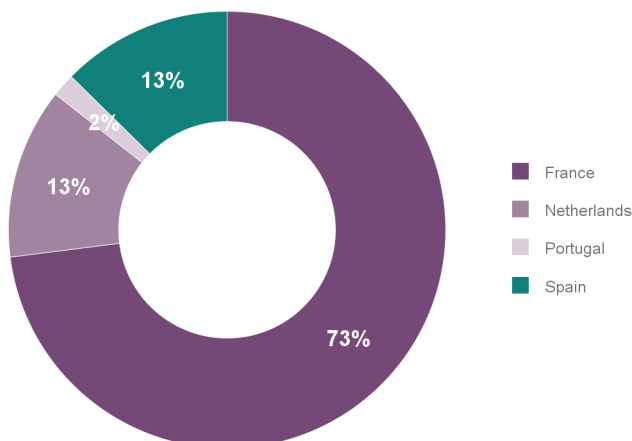
### CHARACTERISTICS

|                                    |  |  |  |
|------------------------------------|--|--|--|
| <b>AMOUNT SUBSCRIBED</b><br>€ 304m | <b>LEGAL FORM</b><br>Fonds Commun de Placement à Risque            | <b>ISIN CODE</b><br>FR0013301546<br>FR0013301553 | <b>CUSTODIAN</b><br>Société Générale<br>Securities<br>Services |
| <b>VINTAGE</b><br>2018             | <b>FUND DURATION</b><br>The fund has a lifetime period of 99 years | <b>CURRENCY</b><br>€                             | <b>AUDITOR</b><br>KPMG   |

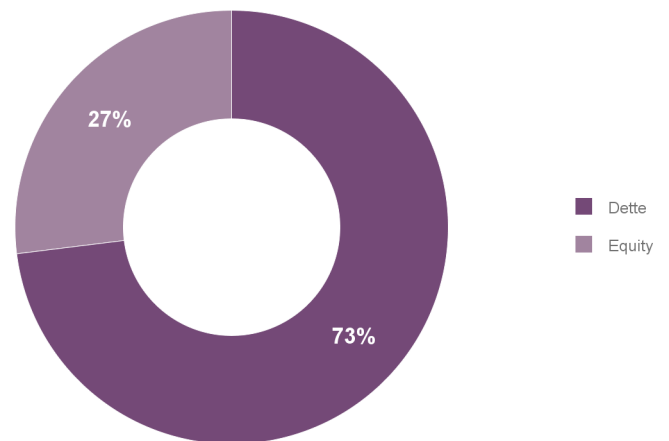
### PERFORMANCE SYNTHESIS

|   |               |                         |                                |
|---|---------------|-------------------------|--------------------------------|
| <b>Net asset value of the fund (M€)</b> | <b>314,66</b> | <b>Invested amount</b>  | <b>€ 238,3m</b>                |
| <b>A / C Shares (€)</b>                 |               |                         | ■ Invested<br>■ To be invested |
| Nominal value                           | 100,00        |                         |                                |
| Net asset value per share               | 106,29        |                         |                                |
| Net multiple                            | 1,06          |                         |                                |
| Performance since inception             | 6,29%         |                         |                                |
| Annualized performance                  | 2,75%         |                         |                                |
|   |               | Number of investments   | 32                             |
|   |               | Average invested amount | € 7,4m                         |

### GEOGRAPHICAL SPREAD

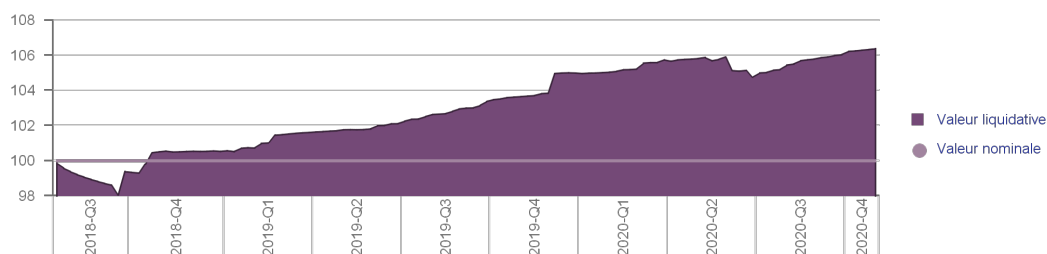


### INVESTMENT STRATEGY SPREAD



# NAV EVOLUTION

Evolution of the Net Asset Value



## PORTFOLIO'S INVESTMENTS

| Private Debt Investment               | Description  | Committed amount (M€) | Called amount (M€) | Total Value (M€) | Percentage of the fund (committed amount) |
|---------------------------------------|--|-----------------------|--------------------|------------------|---|
| Kinly Group                           | Provider of system integration services for audio-visual professional equipment and related services | 15,0                  | 15,0               | 16,0             | 6,3%                                      |
| Freepik                               | Online platform of audiovisual content   | 15,0                  | 15,0               | 15,8             | 6,3%                                      |
| Accès Industrie                       | Renter and seller of equipment for the aerial handling of persons and materials                      | 15,0                  | 15,0               | 15,7             | 6,3%                                      |
| Adista                                | Accommodation Service Operator   | 15,0                  | 15,0               | 15,6             | 6,3%                                      |
| Vulcain 2                             | Engineering Consulting   | 12,0                  | 12,0               | 13,2             | 5,0%                                      |
| Acolad                                | Provider of translation services   | 10,0                  | 10,0               | 10,8             | 4,2%                                      |
| Steliâu                               | Value-Added distributor and solutions provider of electronic components                              | 7,8                   | 7,8                | 8,6              | 3,3%                                      |
| Exterior Plus                         | Out-Of-Home advertising  | 7,0                   | 7,0                | 8,3              | 2,9%                                      |
| Amplitude Laser                       | Manufacturer of ultrafast lasers for scientific, medical and industrial applications                 | 7,0                   | 7,0                | 7,8              | 2,9%                                      |
| Light & Living                        | Design and distribution of decorative lighting and home accessories                                  | 7,0                   | 7,0                | 7,8              | 2,9%                                      |
| Total Top 10 Net Asset Value :        |  | 110,8                 | 110,8              | 119,6            |   |
| <b>Private Debt Total Portfolio :</b> |  | <b>174,1</b>          | <b>174,1</b>       | <b>190,3</b>     | <b>73,0%</b>                              |

| Equity Investment                  | Description   | Committed amount (M€) | Called amount (M€) | Total Value (M€) | Percentage of the fund (committed amount) |
|------------------------------------|---|-----------------------|--------------------|------------------|---|
| Three Hills Capital Solutions II   | Secondary transaction alongside Three Hills involving the acquisition of 6 European companies   | 10,2                  | 9,1                | 10,2             | 4,3%                                      |
| Engineering Ingegneria Informatica | Provider of IT services, supporting clients in their digital transformation projects in Italy   | 10,0                  | 9,4                | 9,4              | 4,2%                                      |
| 17 Cap SPV                         | Secondary transaction alongside 17 Capital  | 7,0                   | 7,0                | 8,1              | 3,0%                                      |
| PAI Strategic Partnerships         | Secondary transaction alongside PAI Partners involving the acquisition of two companies: Froneri European leader in the ice cream market and Marcolin company leader in eyewear Made in Italy | 7,5                   | 6,8                | 6,5              | 3,1%                                      |
| Bridgepoint Europe Portfolio IV    | Secondary transaction with Bridgepoint on the acquisition of 4 European companies and one Turkish company   | 5,0                   | 4,7                | 5,3              | 2,1%                                      |
| Opseo                              | Opseo is a German ambulant care provider  | 5,0                   | 4,2                | 4,5              | 2,1%                                      |
| Quadrige Capital Fund Vb L.P       | Investment in two projects combining German companies, Aero, a nursing care facilities and Runner a network of cardiology centers   | 5,0                   | 3,8                | 3,8              | 2,1%                                      |
| Three Hills Capital Solutions I    | Secondary transaction with Three Hills involving the acquisition of 3 English companies   | 3,0                   | 2,9                | 3,3              | 1,3%                                      |
| KD Pharma                          | Fully integrated producer of Omega-3 fatty acids used as ingredients for pharmaceuticals and food supplements   | 3,2                   | 2,9                | 2,9              | 1,3%                                      |
| Expereo International BV           | World's leading internet, cloud connectivity and SD-WAN provider  | 2,0                   | 2,0                | 2,8              | 0,8%                                      |
| Biofutur                           | Leading regional platform of medical analysis laboratories with 51 laboratories located in Ile-de-France region with an estimated market share of c.18% in the main geographies               | 4,3                   | 2,8                | 2,7              | 1,8%                                      |
| Horizon Capital Fund 2018          | Secondary transaction alongside Horizon Capital involving the acquisition of 13 companies and new investments   | 2,0                   | 1,4                | 1,5              | 0,9%                                      |
| <b>Total Equity :</b>              |   | <b>64,2</b>           | <b>57,0</b>        | <b>61,0</b>      | <b>27,0%</b>                              |
| <b>Total portfolio :</b>           |   | <b>238,3</b>          | <b>231,1</b>       | <b>251,3</b>     |   |

117, Avenue des Champs Elysées - 75008 Paris - France - +33 1 58 18 56 56 - www.idinvest.com  
RCS Paris: 414 735 175 - Société de gestion agréée par l'AMF, n° GP 97-123

The information provided herein constitutes confidential information of Idinvest Partners and is intended only for the use of Idinvest Partners and its investors. Prior to subscribing to this product you must read carefully the by-laws of the fund available from the management company Idinvest Partners. Performances in the past are not reliable indicators for future performances.