

# Idinvest Private Value Europe 3

Data as of 2020-01

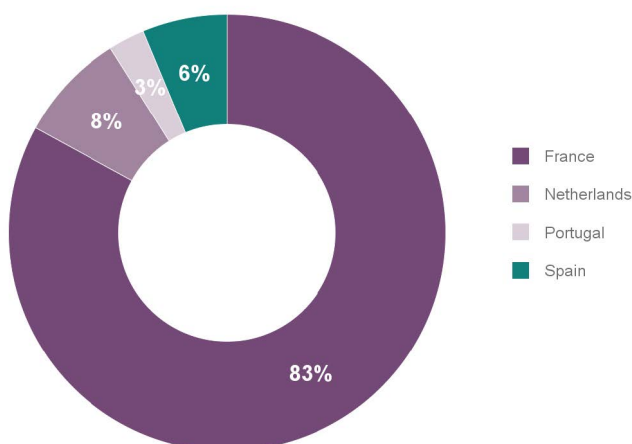
## CHARACTERISTICS

<b>AMOUNT SUBSCRIBED</b> € 243m	<b>LEGAL FORM</b> Fonds Commun de Placement à Risque	<b>ISIN CODE</b> FR0013301546 FR0013301553	<b>CUSTODIAN</b> Société Générale Securities Services
<b>VINTAGE</b> 2018	<b>FUND DURATION</b> The fund has a lifetime period of 99 years	<b>CURRENCY</b> €	<b>AUDITOR</b> KPMG

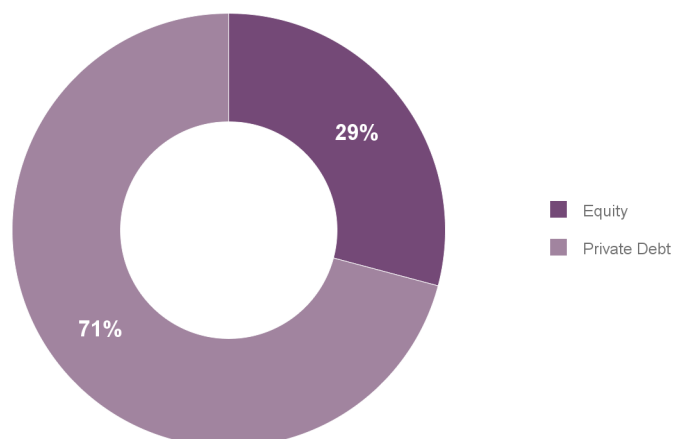
## PERFORMANCE SYNTHESIS

<b>Net asset value of the fund (M€)</b>	<b>249,63</b>	<b>Invested amount</b>	<b>€ 154,6m</b>
<b>A / C Shares (€)</b>			
Nominal value	100,00	% fund size	
Net asset value per share	104,96		
Net multiple	1,05		
Performance since inception	4,96%	Number of investments	25
Annualized performance	3,23%	Average invested amount	€ 6,2m

## GEOGRAPHICAL SPREAD

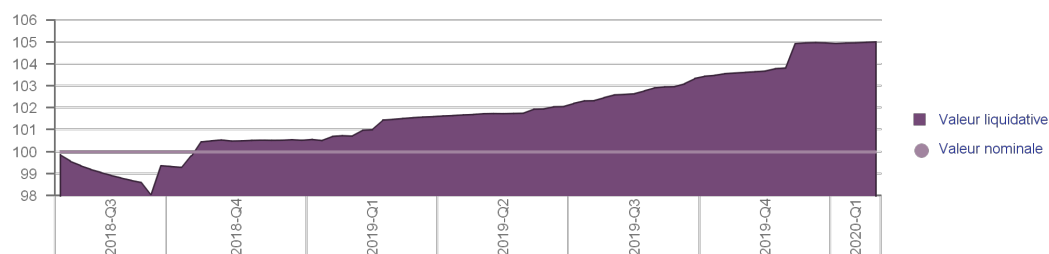


## INVESTMENT STRATEGY SPREAD



# NAV EVOLUTION

Evolution of the Net Asset Value



## PORTFOLIO'S INVESTMENTS

Private Debt Investment	Description	Committed amount (M€)	Called amount (M€)	Total Value (M€)	Percentage of the fund (committed amount)
Vulcain 2	Engineering Consulting	12,0	12,0	12,6	7,8%
Acolad	Provider of translation services	10,0	10,0	10,3	6,5%
Steliau	Value-Added distributor and solutions provider of electronic components	7,8	7,8	8,2	5,0%
Exterior Plus	Out-Of-Home advertising	7,0	7,0	7,7	4,5%
Amplitude Laser	Manufacturer of ultrafast lasers for scientific, medical and industrial applications	7,0	7,0	7,5	4,5%
Light & Living	Design and distribution of decorative lighting and home accessories	7,0	7,0	7,4	4,5%
Camusat	Construction and management of telecom fixed and mobile networks	6,0	6,0	6,7	3,9%
Executive IT	IT services	6,0	6,0	6,6	3,9%
Active Assurances	Online Insurance brokerage company	6,0	6,0	6,6	3,9%
Bee2Link	SaaS software solutions for the car distribution market	6,0	6,0	6,5	3,9%
Total Top 10 Net Asset Value :		74,8	74,8	80,1	
<b>Private Debt Total Portfolio :</b>		<b>109,6</b>	<b>109,6</b>	<b>117,5</b>	<b>70,9%</b>

Equity Investment	Description	Underlying assets	Committed amount (M€)	Called amount (M€)	Total Value (M€)	Percentage of the fund (committed amount)
Three Hills Capital Solutions II	Secondary transaction managed by Three Hills Capital	8	10,2	9,1	10,9	6,6%
17 Cap SPV	Secondary transaction alongside 17 Capital	3	7,0	7,0	7,6	4,5%
PAI Strategic Partnerships	Fund managed by PAI Partners	2	7,5	6,8	6,6	4,8%
Bridgepoint Europe Portfolio IV	Fund managed by Bridgepoint	5	5,0	4,7	4,9	3,2%
Opseo	Secondary transaction managed by Ergon Capital Partner	1	5,0	4,2	4,2	3,2%
Three Hills Capital Solutions I	Secondary transaction managed by Three Hills Capital	4	3,0	2,8	3,8	1,9%
KD Pharma	Secondary transaction managed by Capiton	1	3,2	2,9	2,9	2,1%
Expereo International BV	Co-investment alongside Apax France IX	1	2,0	2,0	2,0	1,3%
Horizon Capital Fund 2018	Acquisition of 13 companies managed by Lyceum Capital	13	2,1	1,4	1,6	1,3%
<b>Total Equity :</b>			<b>45,0</b>	<b>40,9</b>	<b>44,6</b>	<b>29,1%</b>
<b>Total portfolio :</b>			<b>154,6</b>	<b>150,5</b>	<b>162,1</b>	

117, Avenue des Champs Elysées - 75008 Paris - France - +33 1 58 18 56 56 - [www.idinvest.com](http://www.idinvest.com)  
RCS Paris: 414 735 175 - Société de gestion agréée par l'AMF, n° GP 97-123

The information provided herein constitutes confidential information of Idinvest Partners and is intended only for the use of Idinvest Partners and its investors. Prior to subscribing to this product you must read carefully the by-laws of the fund available from the management company Idinvest Partners. Performances in the past are not reliable indicators for future performances.

